



Winter Birthday Cakes

10 - 12 of 12 Complimentary Cross Stitch Designs by Brooke Nolan
Brooke's Books Publishing[©] 2009 All Rights Reserved

On Etsy as [BrookesBooksStore](#)
[brookesbooks.com](#)

On Craftsy, Facebook, Pinterest & Instagram as Brooke's Books Publishing
On Twitter as [@brookesbooksmom](#)



A Year Of Birthday Cakes

12 Complimentary Cross Stitch Designs by Brooke Nolan
 Brooke's Books Publishing© 2009 All Rights Reserved


On Etsy as BrookesBooksStore
brookesbooks.com

On Craftsy, Facebook, Pinterest & Instagram as Brooke's Books Publishing
 On Twitter as @brookesbooksmom

Happy Birthday

A Complimentary Cross Stitch Design by Brooke Nolan

December Cake



Symbol



DMC	Color
B5200	Snow White
3756	Baby Blue Vy Lt
3752	Antique Blue Vy Lt
3708	Melon Lt
666	Christmas Red
304	Rich Red
745	Pale Yellow
3855	Autumn Gold Lt
3854	Autumn Gold Md
524	Fern Green Vy Lt
3051	Green Gray Dk
433	Brown Md

1. Cross Stitch the motif.

2. **Bead:** Use 2 plies of floss to bead the motif. **Note:** To thread a beading needle, put 1 strand of floss through the eye and pull the end down so there are 2 working strands.

Dimensions: 53 x 90 Stitches

Mill Hill	DMC
02010	B5200
02011	3855
03049	304



Brooke's Books
PUBLISHING

brooke@brookesbooks.com

brookesbooks.com

On Etsy as BrookesBooksStore


On Craftsy, Facebook, Pinterest & Instagram
as Brooke's Books Publishing

On Twitter as @brookesbooksmom

Happy Birthday

A Complimentary Cross Stitch Design by Brooke Nolan

December Cake



Symbol



DMC

B5200
3756
3752
3708
666
304
745
3855
3854
524
3051
433

Color


Snow White
Baby Blue Vy Lt
Antique Blue Vy Lt
Melon Lt
Christmas Red
Rich Red
Pale Yellow
Autumn Gold Lt
Autumn Gold Md
Fern Green Vy Lt
Green Gray Dk
Brown Md

1. Cross Stitch the motif.

2. **Bead:** Use 2 plies of floss to bead the motif. **Note:** To thread a beading needle, put 1 strand of floss through the eye and pull the end down so there are 2 working strands.

Dimensions: 53 x 90 Stitches

Mill Hill



02010
02011
03049

DMC

B5200
3855
304

Brooke's Books

PUBLISHING

brooke@brookesbooks.com

brookesbooks.com

On Etsy as BrookesBooksStore


On Craftsy, Facebook, Pinterest & Instagram
as Brooke's Books Publishing

On Twitter as @brookesbooksmom


Happy Birthday

A Complimentary Cross Stitch Design by Brooke Nolan

January Cake



Symbol



DMC	Color
B5200	Snow White
3756	Baby Blue Vy Lt
3841	Pale Baby Blue
3747	Lt Blue Violet
3846	Bright Turquoise
819	Baby Pink Lt
818	Baby Pink
745	Pale Yellow
3855	Autumn Gold Lt
3854	Autumn Gold Md
311	Navy Blue

Mill Hill

02010
00479

DMC

B5200
B5200



1. Cross Stitch the motif.

2. **Bead:** Use 2 plies of floss to bead the motif. **Note:** To thread a beading needle, put 1 strand of floss through the eye and pull the end down so there are 2 working strands.

3. **Back Stitch:** DMC B5200 = (2 or 3 ply) Snowflakes

Dimensions: 53 x 90 Stitches

Brooke's Books
P U B L I S H I N G

brooke@brookesbooks.com

brookesbooks.com

On Etsy as **BrookesBooksStore**

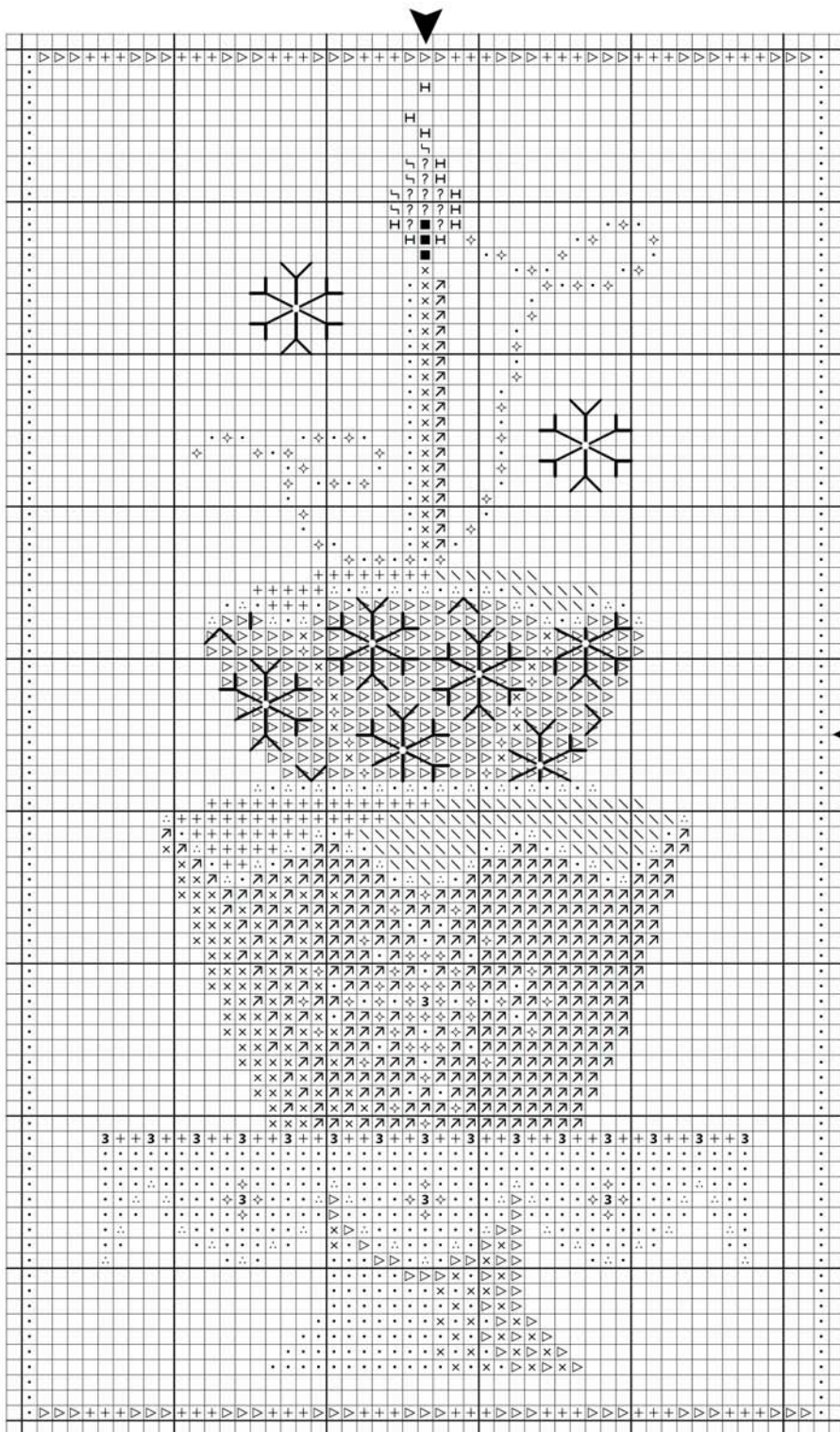
On Craftsy, Facebook, Pinterest & Instagram
as **Brooke's Books Publishing**

On Twitter as **@brookesbooksmom**

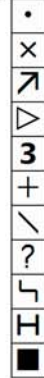
Happy Birthday

A Complimentary Cross Stitch Design by Brooke Nolan

January Cake



Symbol



DMC	Color
B5200	Snow White
3756	Baby Blue Vy Lt
3841	Pale Baby Blue
3747	Lt Blue Violet
3846	Bright Turquoise
819	Baby Pink Lt
818	Baby Pink
745	Pale Yellow
3855	Autumn Gold Lt
3854	Autumn Gold Md
311	Navy Blue

Mill Hill

02010
00479

DMC

B5200
B5200

1. Cross Stitch the motif.

2. **Bead:** Use 2 plies of floss to bead the motif. **Note:** To thread a beading needle, put 1 strand of floss through the eye and pull the end down so there are 2 working strands.

3. **Back Stitch:** DMC B5200 = (2 or 3 ply) Snowflakes

Dimensions: 53 x 90 Stitches



brooke@brookesbooks.com

brookesbooks.com

On Etsy as BrookesBooksStore


On Craftsy, Facebook, Pinterest & Instagram
as Brooke's Books Publishing

On Twitter as @brookesbooksmom

Happy Birthday

A Complimentary Cross Stitch Design by Brooke Nolan

February Cake



Symbol



DMC	Color
B5200	Snow White
745	Pale Yellow
3855	Autumn Gold Lt
3854	Autumn Gold Md
739	Tan Vy Lt
436	Tan
434	Brown Lt
801	Coffee Brown Dk
818	Baby Pink
605	Cranberry Vy Lt
604	Cranberry Lt
3806	Cyclamen Pink Lt
3804	Cyclamen Pink Dk
210	Lavender Md
208	Lavender Dk

Mill Hill

00479
03050

DMC

B5200
B5200

1. Cross Stitch the motif.
2. **Bead:** Use 2 plies of floss to bead the motif. **Note:** To thread a beading needle, put 1 strand of floss through the eye and pull the end down so there are 2 working strands.
3. **Back Stitch:** DMC 801 = (1 or 2 ply) F's on the tiny hearts.

Dimensions: 53 x 90 Stitches



brooke@brookesbooks.com

brookesbooks.com

On Etsy as BrookesBooksStore

On Craftsy, Facebook, Pinterest & Instagram
as Brooke's Books Publishing

On Twitter as @brookesbooksmom

