



Fall Birthday Cakes

7 - 9 of 12 Complimentary Cross Stitch Designs by Brooke Nolan
Brooke's Books Publishing[©] 2009 All Rights Reserved

On Etsy as BrookesBooksStore
brookesbooks.com

On Craftsy, Facebook, Pinterest & Instagram as Brooke's Books Publishing
On Twitter as @brookesbooksmom



A Year Of Birthday Cakes

12 Complimentary Cross Stitch Designs by Brooke Nolan
Brooke's Books Publishing® 2009 All Rights Reserved


On Etsy as [BrookesBooksStore](#)
[brookesbooks.com](#)

On Craftsy, Facebook, Pinterest & Instagram as [Brooke's Books Publishing](#)
On Twitter as [@brookesbooksmom](#)

Happy Birthday

A Complimentary Cross Stitch Design by Brooke Nolan

September Cake



Symbol	DMC	Color
•	White	White
+	Ecru	Ecru
L	543	Vy Lt Beige
8	3864	Lt Mocha Beige
♣	435	Lt Brown
■	898	Vy Dk Coffee Brown
?	745	Pale Yellow
x	3855	Lt Autumn Gold
⊞	725	Topaz
⊗	3854	Md Autumn Gold
∞	3013	Lt Khaki Green
∞	3012	Md Khaki Green
L	3747	Lt Blue Violet
◊	341	Blue Violet

Mill Hill	DMC
03021	White
02019	3855
03024	898

1. Cross Stitch the motif.

2. **Bead:** Use 2 plies of floss to bead the motif. **Note:** To thread a beading needle, put 1 strand of floss through the eye and pull the end down so there are 2 working strands.

3. **Back Stitch:** Using either 1 or 2 plies of DMC #434 - Bee's wings.

Dimensions: 53 x 90 Stitches



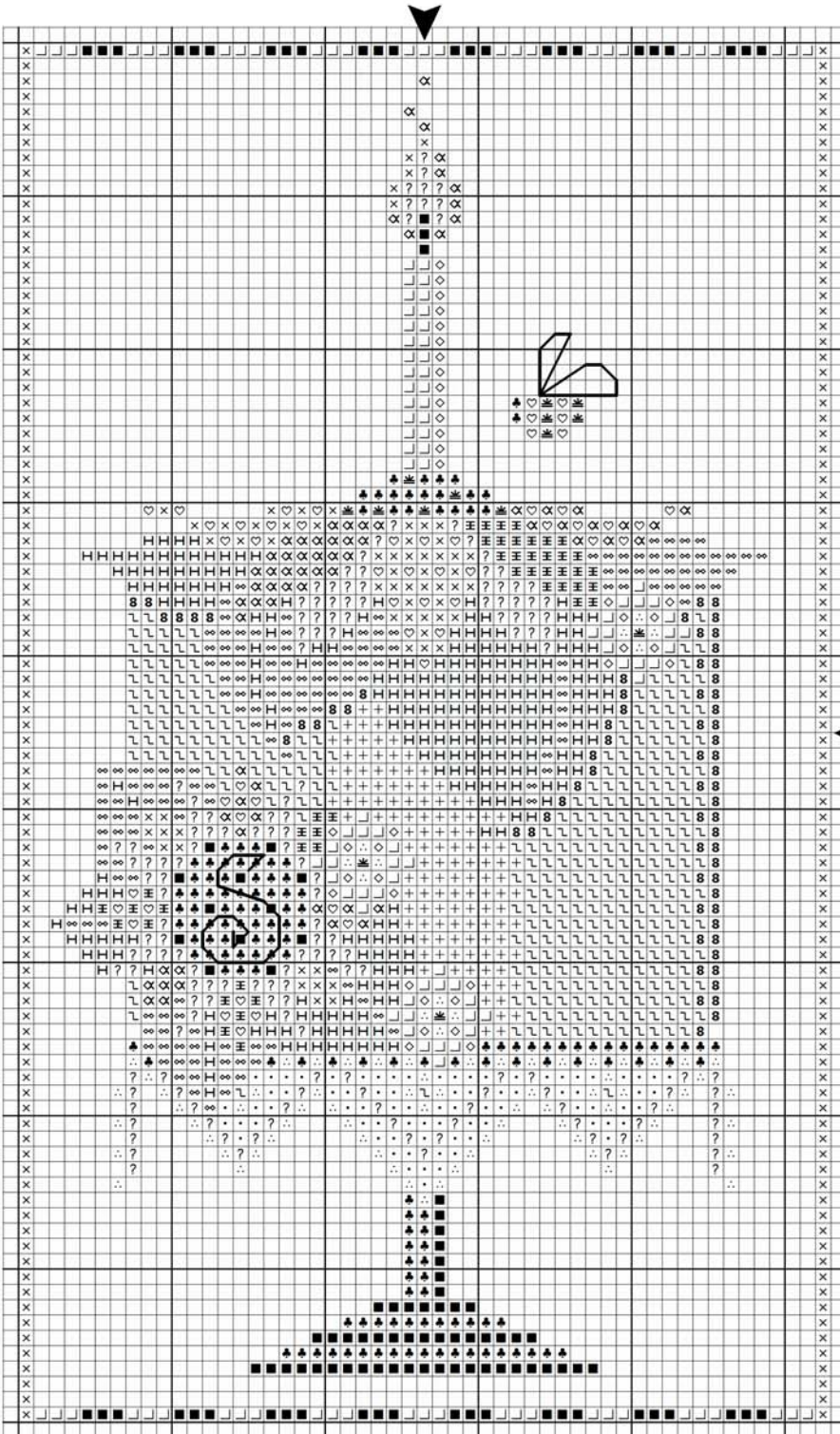
brooke@brookesbooks.com

brookesbooks.com

On Etsy as BrookesBooksStore

On Craftsy, Facebook, Pinterest & Instagram
as Brooke's Books Publishing

On Twitter as @brookesbooksmom




Happy Birthday

A Complimentary Cross Stitch Design by Brooke Nolan

September Cake

Symbol



DMC

White
Ecrú
543
3864
435
898
745
3855
725
3854
3013
3012
3747
341

Color

White
Ecrú
Vy Lt Beige
Lt Mocha Beige
Lt Brown
Vy Dk Coffee Brown
Pale Yellow
Lt Autumn Gold
Topaz
Md Autumn Gold
Lt Khaki Green
Md Khaki Green
Lt Blue Violet
Blue Violet

Mill Hill

03021
02019
03024

DMC

White
3855
898

1. Cross Stitch the motif.

2. **Bead:** Use 2 plies of floss to bead the motif. **Note:** To thread a beading needle, put 1 strand of floss through the eye and pull the end down so there are 2 working strands.

3. **Back Stitch:** Using either 1 or 2 plies of DMC #434 - Bee's wings.

Dimensions: 53 x 90 Stitches

Brooke's Books
PUBLISHING

brooke@brookesbooks.com

brookesbooks.com

On Etsy as BrookesBooksStore


On Craftsy, Facebook, Pinterest & Instagram
as Brooke's Books Publishing

On Twitter as @brookesbooksmom

Happy Birthday

A Complimentary Cross Stitch Design by Brooke Nolan

October Cake



Symbol



DMC

B5200	Snow White
3371	Black Brown
3855	Autumn Gold Lt
3854	Autumn Gold Md
3853	Autumn Gold Dk
721	Orange Spice Md
209	Lavender Md
552	Violet Dk
3823	Pale Yellow
3866	Mocha Brown Vy Lt

Color

1. Cross Stitch the motif.

2. **Bead:** Use 2 plies of floss to bead the motif. **Note:** To thread a beading needle, put 1 strand of floss through the eye and pull the end down so there are 2 working strands.

3. **Back Stitch:** DMC B5200 = (4 ply) Letter O, (2 ply) Spider's Web on bottom cake ; DMC 3371 = (1 ply) Swirlies on top cake

Dimensions: 53 x 90 Stitches

Mill Hill

00479
02036
00283

DMC

Snow White
3853
3371



Brooke's Books
PUBLISHING

brooke@brookesbooks.com

brookesbooks.com

On Etsy as BrookesBooksStore


On Craftsy, Facebook, Pinterest & Instagram
as Brooke's Books Publishing

On Twitter as @brookesbooksmom

Happy Birthday

A Complimentary Cross Stitch Design by Brooke Nolan

October Cake



Symbol



DMC

B5200	Snow White
3371	Black Brown
3855	Autumn Gold Lt
3854	Autumn Gold Md
3853	Autumn Gold Dk
721	Orange Spice Md
209	Lavender Md
552	Violet Dk
3823	Pale Yellow
3866	Mocha Brown Vy Lt

Color

1. Cross Stitch the motif.

2. **Bead:** Use 2 plies of floss to bead the motif. **Note:** To thread a beading needle, put 1 strand of floss through the eye and pull the end down so there are 2 working strands.

3. **Back Stitch:** DMC B5200 = (4 ply) Letter O, (2 ply) Spider's Web on bottom cake; DMC 3371 = (1 ply) Swirlies on top cake

Dimensions: 53 x 90 Stitches

Mill Hill

00479	Snow White
02036	3853
00283	3371

DMC

Brooke's Books

P U B L I S H I N G

brooke@brookesbooks.com

brookesbooks.com

On Etsy as BrookesBooksStore

On Craftsy, Facebook, Pinterest & Instagram
as Brooke's Books Publishing

On Twitter as @brookesbooksmom

Happy Birthday

A Complimentary Cross Stitch Design by Brooke Nolan

November Cake



Symbol



DMC

745
White
712
739
738
434
758
3778
3830
3855
3854
3853
834
832
830
3743
3042
553
898

Color

Pale Yellow
White
Cream
Tan Ult Lt
Tan Vy Lt
Brown Lt
Terra Cotta Vy Lt
Terra Cotta Lt
Terra Cotta
Autumn Gold Lt
Autumn Gold Md
Autumn Gold Dk
Golden Olive Vy Lt
Golden Olive
Golden Olive Dk
Antique Violet Vy Lt
Antique Violet Lt
Violet
Coffee Brown Dk

1. Cross Stitch the motif.

2. **Bead:** Use 2 plies of floss to bead the motif. **Note:** To thread a beading needle, put 1 strand of floss through the eye and pull the end down so there are 2 working strands.

Dimensions: 53 x 90 Stitches

Mill Hill
02011

DMC
3855



Brooke's Books
PUBLISHING

brooke@brookesbooks.com

brookesbooks.com

On Etsy as BrookesBooksStore

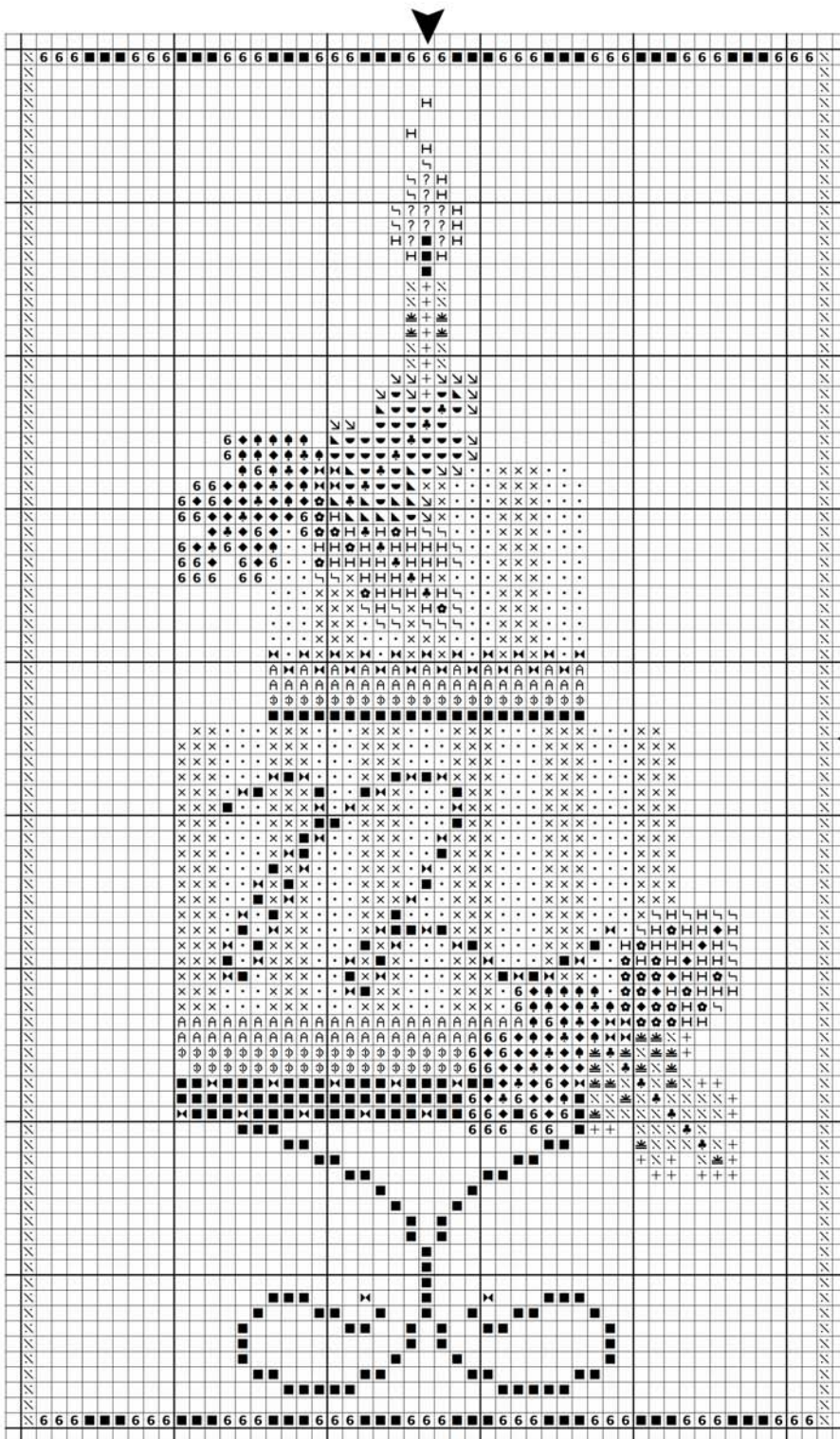
On Craftsy, Facebook, Pinterest & Instagram
as Brooke's Books Publishing

On Twitter as @brookesbooksmom


Happy Birthday

A Complimentary Cross Stitch Design by Brooke Nolan

November Cake



Symbol



DMC

745
White
712
739
738
434
758
3778
3830
3855
3854
3853
834
832
830
3743
3042
553
898

Color

Pale Yellow
White
Cream
Tan Ult Lt
Tan Vy Lt
Brown Lt
Terra Cotta Vy Lt
Terra Cotta Lt
Terra Cotta
Autumn Gold Lt
Autumn Gold Md
Autumn Gold Dk
Golden Olive Vy Lt
Golden Olive
Golden Olive Dk
Antique Violet Vy Lt
Antique Violet Lt
Violet
Coffee Brown Dk

1. Cross Stitch the motif.

2. **Bead:** Use 2 plies of floss to bead the motif. **Note:** To thread a beading needle, put 1 strand of floss through the eye and pull the end down so there are 2 working strands.

Dimensions: 53 x 90 Stitches

Mill Hill
02011

DMC
3855



brooke@brookesbooks.com

brookesbooks.com

On Etsy as BrookesBooksStore

On Craftsy, Facebook, Pinterest & Instagram
as Brooke's Books Publishing

On Twitter as @brookesbooksmom