

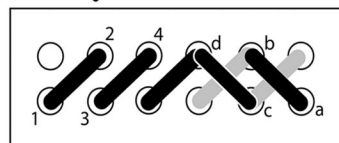


For personal use only.  
This publication may not be sold or distributed in any form. Thank you!

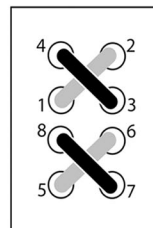
Brooke's Books Publishing ©2021 All rights reserved

General Stitching Instructions

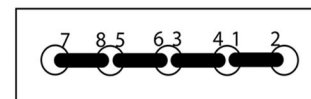
Horizontal Cross Stitch



Vertical Cross Stitch



Backstitch



Model was stitched with DMC floss on  
14 count Hunter Green Aida.

**Dimensions:** 37 x 35 stitches

When stitched on 14 count fabric or perforated paper, completed piece is  
approximately 2.5" x 2.5".

For personal use only.  
This publication may not be sold or  
distributed in any form. Thank you!

**Back Stitch Key:**

DMC 3371: (1 ply) Wings




















DMC Blanc: (2 plies) Hat details & sparkles in eyes


DMC 211: (2 plies) Tail feathers

**Make a tiny bow** with 6 plies of DMC 666. Using 1 ply of the same  
color floss, tack the bow under his chin. (See image)

Use 3 plies floss to cross stitch on perforated paper  
Use 2 plies floss to cross stitch on most fabric

Cross Stitch Key

Symbols	DMC	Color	Skeins
	310	Black	1
	Blanc	White	1
	3371	Black Brown	1
	801	Coffee Brown Dk	1
	435	Brown Vy Lt	1
	437	Tan Lt	1
	739	Tan Ult Vy Lt	1
	317	Pewter Gray	1
	318	Steel Gray Lt	1
	415	Pearl Gray	1
	3839	Lavender Blue Md	1
	3840	Lavender Blue Lt	1
	775	Baby Blue Vy Lt	1
	498	Christmas Red Dk	1
	666	Christmas Red Brt	1
	964	Seagreen Lt	1
	975	Golden Brown Dk	1
	742	Tangerine Lt	1
	211	Lavender Lt	1



On Etsy as BrookesBooksStore  
www.brookesbooks.com  
brooke@brookesbooks.com

On Instagram, Facebook & Pinterest as  
Brooke's Books Publishing

For personal use only.  
This publication may not be sold or  
distributed in any form. Thank you!