



For personal use only.  
This publication may not be sold or distributed in any form. Thank you!

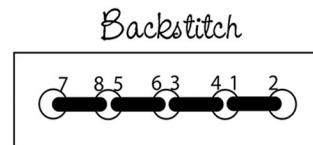
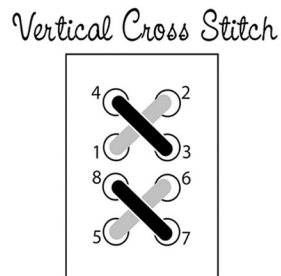

### Cross Stitch Freebie

A complimentary cross stitch design  
by Brooke Nolan  
Brooke's Books Publishing

BrookesBooksStore  
on ETSY.com

Brooke's Books Publishing ©2019 All rights reserved

### General Stitching Instructions



Model was stitched with DMC floss & Kreinik #8 Fine Braid on 14 count Antique Brown perforated paper.

**Dimensions:** 76 x 59 stitches

When stitched on 14 count fabric or perforated paper, completed piece is approximately 5.25" x 4".

For personal use only.  
This publication may not be sold or distributed in any form. Thank you!

**Back Stitch Key:**

**DMC 310:** (2 plies) Leaf's eyes & mouth

**DMC Blanc:** (2 plies) Cross the "T" and flourish on the "L"

**Kreinik #8 Fine Braid 3221:** (1 ply) Outline of leaf


Use 3 plies floss to cross stitch on perforated paper  
Use 2 plies floss to cross stitch on most fabric  
Use 1 ply #8 braid to cross stitch on perforated paper  
Use 1 ply #4 braid to cross stitch on most fabric

*Cross Stitch Key*

Symbols	DMC	Color	Skeins
>	Ecru	Ecru	1
^	Blanc	White	1
⚡	722	Orange Spice Lt	1
✦	947	Burnt Orange	1
⦿	721	Orange Spice Md	1
▾	355	Terra Cotta Dk	1
+	223	Shell Pink Lt	1
⋈	3804	Cyclamen Pink Dk	1
◆	815	Garnet Md	1
⦿	369	Pistachio Green Vy Lt	1
▲	368	Pistachio Green Lt	1
♣	367	Pistachio Green Dk	1

You will also need 1 skein of DMC 310 Black for back stitching.

Symbol	Kreinik (#8 Fine Braids)	Color	Spools
✦	3221	Heliodor	1



On Etsy as BrookesBooksStore  
[www.brookesbooks.com](http://www.brookesbooks.com)  
[brooke@brookesbooks.com](mailto:brooke@brookesbooks.com)

On Instagram, Facebook & Pinterest as  
Brooke's Books Publishing

For personal use only.  
This publication may not be sold or  
distributed in any form. Thank you!